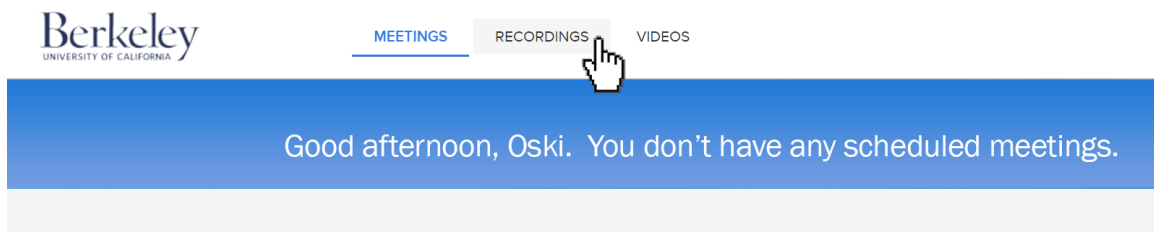



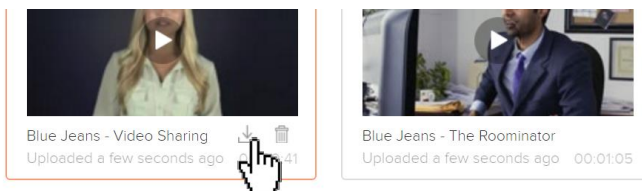


Before [Bluejeans service is retired in Fall 2017](#), if you have any videos you recorded and want to retrieve for future use, follow these instructions before October 2017.

1. Login to your Bluejeans account at <https://ucberkeley.bluejeans.com/>
2. Click on the Recordings tab



3. Click on the recording you'd like to download
4. Scroll down if needed and click on the Download button 



5. You may have up to three options to download with each video
  - a. The Video & synchronized Presentation Content
  - b. Just the Video
  - c. Just the Presentation Content
6. You may wish to edit the content, or use as is
7. You may wish to host or otherwise distribute the recording(s), on your YouTube channel, Google Drive, Box, Panopto, etc.
8. For additional instruction contact [resi@haas.berkeley.edu](mailto:resi@haas.berkeley.edu)

[Bluejeans Retirement FAQ's](#)

[Instructions to migrate Bluejeans recordings into Box and bDrive](#)