

How do I obtain MS Office 2016 from Central Campus?

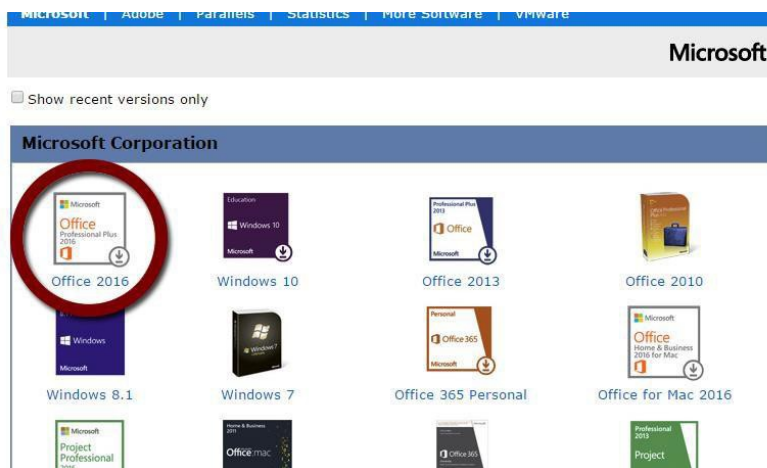
Step	Procedure
------	-----------

1	<p>BEFORE YOU BEGIN: We recommend uninstalling any prior versions of Office on your PC/Mac before installing the 2016 version. This avoids any possible version compatibility issues.</p> <p>Place the link below into your browser; then sign in with your CalNet ID and Passphrase when prompted.</p> <p>http://ucbwah.onthehub.com/</p>
---	---



Step	Procedure
------	-----------

2	<p>Click on the Microsoft Office 2016 icon.</p>
---	--



Step	Procedure
3	On the ensuing page, click Add to Cart NOTE: The copy should be Free for certified Haas Faculty, Staff and Students.

Step	Procedure
4	When done, click Check Out

Step	Procedure
------	-----------

5	You will be given a License Agreement. Type in your Username and Signature (<i>type name as shown below the signature box</i>), and then click I Accept
----------	--

Student License Agreement

This message applies to:

Product	Agreement Number	Enrollment Number
Office Professional Plus 2016 (English) (Work At Home) - Download	1234567	1234567

IMPORTANT - READ CAREFULLY: This Faculty / Student License Agreement (License Agreement) is issued to you and documents the transfer of the product license(s) listed below pursuant to your Institutions volume licensing agreement with Microsoft. This License Agreement is a legal agreement between you and Microsoft Licensing, GP ("Licensor"). For purposes of this License Agreement, the term "Software Product" shall mean the product(s) identified in Section 1 below, and the term "License" shall mean the right to make, use, or access a particular copy of the Software Product. The Software Product is protected by copyright laws and international copyright treaties, as well as other intellectual property laws and treaties. The Software Product is licensed, not sold. By signing below you agree to be bound by the terms of this License Agreement.

1. Grant of license.

Licensor hereby grants you the right to use one copy of the version number of Software Product(s) identified below on a home PC for work related purposes only. Use of Software Product(s) is conditioned upon your full time employment status as a faculty or staff member and your Institution's Licensed Term. If your employment at Institutions ends or the Licensed Term expires, you must promptly delete and remove Software Products acquired under this License Agreement. Your right to use each Software Product shall be governed by and subject to the relevant section(s)

Date: Tuesday, October 20, 2015

Username*:


Signature (type name)*:
Scott Adams

Step	Procedure
------	-----------

6	Fill out the contact information and click Proceed with Order .
----------	--

[Messages](#)
 Order
 [Profile](#)
 [Receipt](#)

Items All prices are in US Dollars

	Office Professional Plus 2016 (English) (Work At Home) - Download Basic Access Guarantee (1 month) - Included <small>31 days of access to your download and/or key. Learn more</small>	Amount \$0.00
Subtotal: \$0.00 Taxes: \$0.00 Total: \$0.00		

Contact Information Fields marked with an asterisk (*) are required

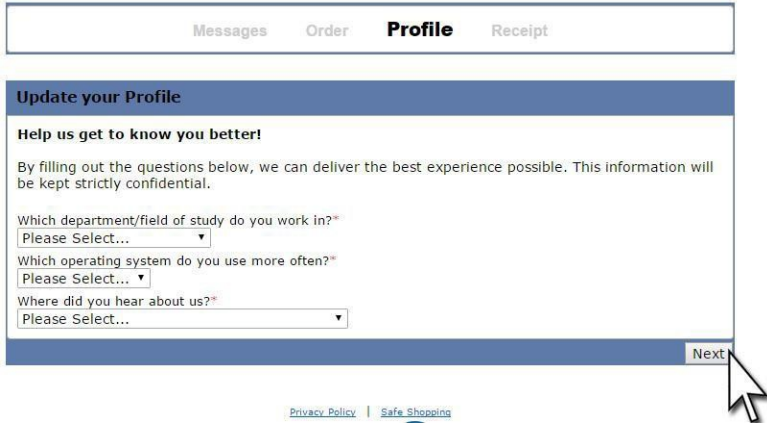
First Name* Last Name*
 Email*

I would like to receive email communications from Kivuto Solutions Inc., including information about promotions and new releases. You can unsubscribe at any time. For further details and contact information, please refer to the [Privacy Policy](#).

[Privacy Policy](#) | [Safe Shopping](#)

Step	Procedure
------	-----------

7	You will be asked to fill out a short survey; click Next when done.
---	--



Step	Procedure
------	-----------

8	<p>Your Product Key should be displayed, and you may now download the software as well (click on Start Download button on the top right corner of your product confirmation box).</p> <p>Mac users: You will need a Microsoft account in order to download and install the software. If you do not have a Microsoft account, click here to get a free account from the Microsoft site.</p> <p>NOTE: your Product Key is visible in your OnTheHub account for only 30 days. After this time, should you need to view your product key again for any process (like a product re-installation) OnTheHub will require a fee.</p> <p>Upon checkout, you should find an option to extend the visibility of your key, but we recommend saving a copy of the key in your files instead.</p>
---	--

